

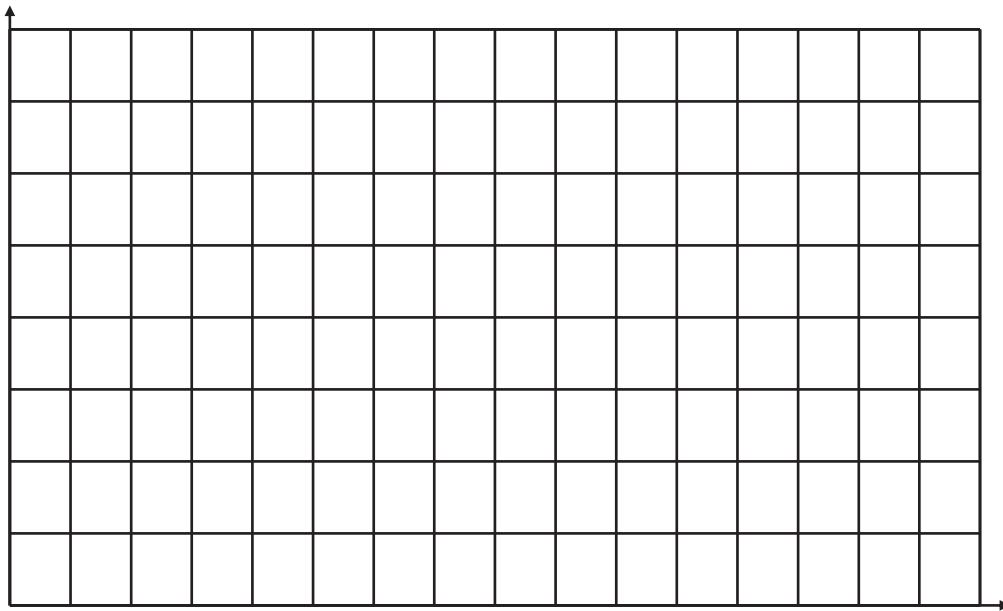
Name \_\_\_\_\_

## Survey Activity, Part 1

Surveyors will set a starting point and designate it  $\frac{0}{0}$  with the numerator indicating the vertical change in y from the starting point and the denominator indicating the horizontal change in x from the origin point. Field notes would be taken out in the field and then be used back in the office to calculate the area.

1. Study the example below.

$\frac{0}{0}$  ,  $\frac{25}{20}$  ,  $\frac{25}{40}$  ,  $\frac{0}{60}$  Notice that each other  $\frac{\Delta y}{\Delta x}$  is always from the starting point  $\frac{0}{0}$  .




What is the name of the figure above? \_\_\_\_\_

Calculate the area of the above figure. \_\_\_\_\_ (Show your work below, and do not forget your units.)

2. Plot the following field notes, and then answer the questions.  $\frac{0}{0}$ ,  $\frac{40}{20}$ ,  $\frac{40}{75}$ ,  $\frac{0}{55}$

What is the name of the figure? \_\_\_\_\_

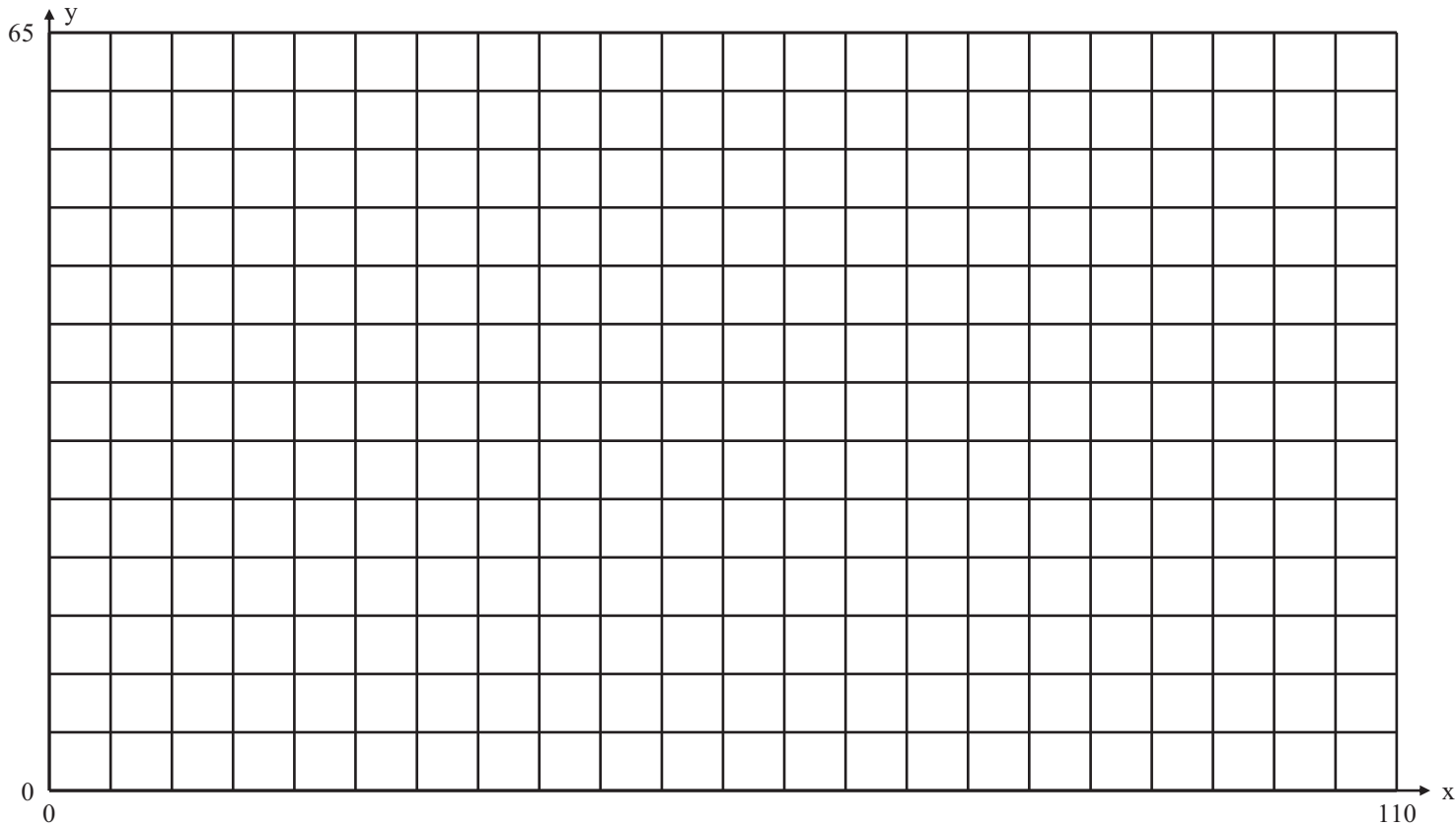
What is the area of the figure? \_\_\_\_\_



Show work here.

## Survey Activity, Part 2

1. Plot the following field notes, and then answer the questions.  $\frac{0}{0}, \frac{55}{20}, \frac{30}{40}, \frac{50}{70}, \frac{0}{95}$



What is the name of the polygon? \_\_\_\_\_

What is the area? \_\_\_\_\_

2. Label the points consecutively starting at  $\frac{0}{0}$  and going from left to right starting with  $\frac{0}{0}$  being point A and ending with  $\frac{0}{95}$  being point E.

Find the slope from point A to point B. \_\_\_\_\_  
(Show work below.)

Write an equation for the line segment AB. \_\_\_\_\_  
(Show work below.)


Find the slope from point D to point E. \_\_\_\_\_

Activity Sheet 1.4.2

(Show work below.)

Write an equation for the line segment DE. \_\_\_\_\_  
(Show work below.)

At what point would line segments AB and DE intersect if they were extended? \_\_\_\_\_  
(Show work below.)



Find the area of the figure. (Hint: Divide the area into triangles, and then calculate.) Show your work.